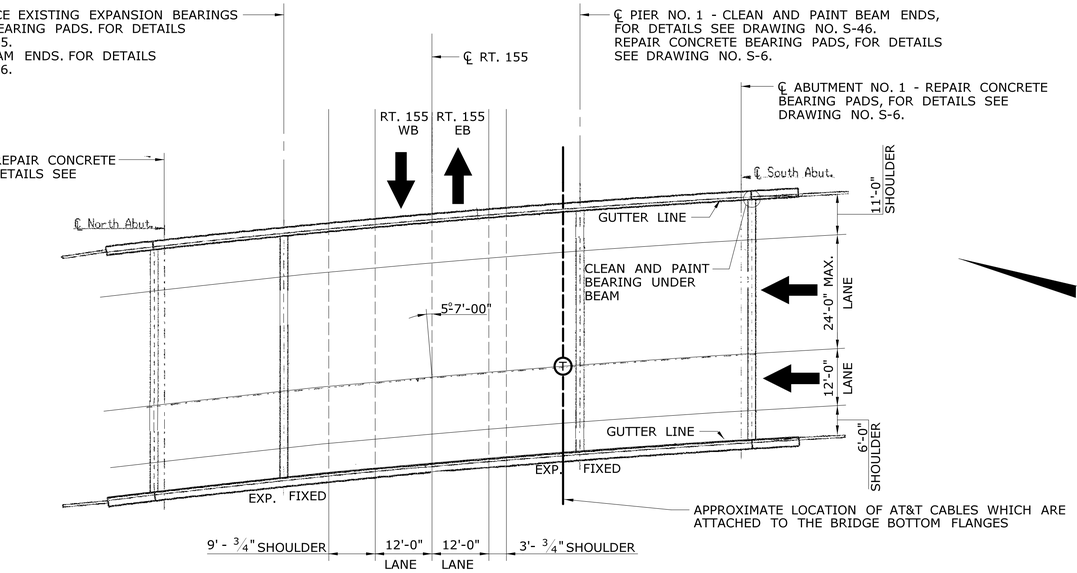

GENERAL PLAN-BRIDGE NO. 00629 ROUTE 9 NB OVER ROUTE 115, MIDDLETOWN

SCALE: 1" = 20'

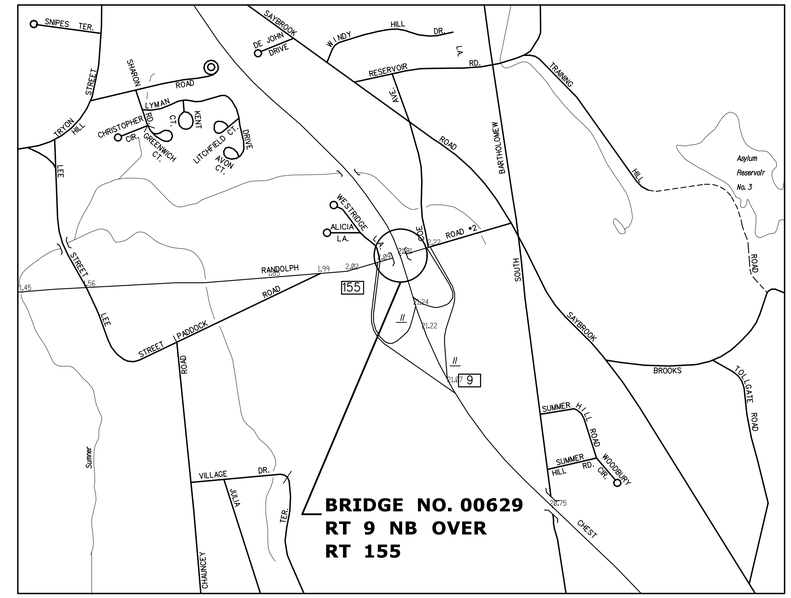

LOCATION PLAN

SCALE 0 1000 FT

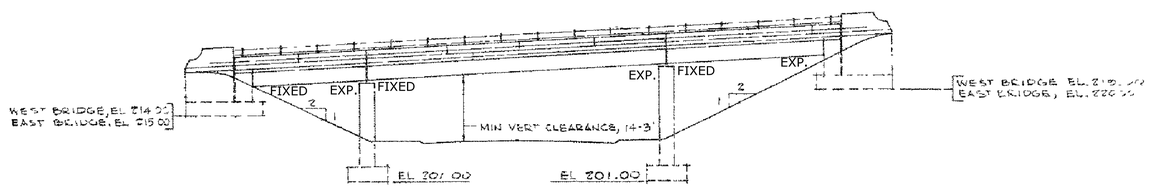

ELEVATION

SCALE: 1/16" = 1'-0"

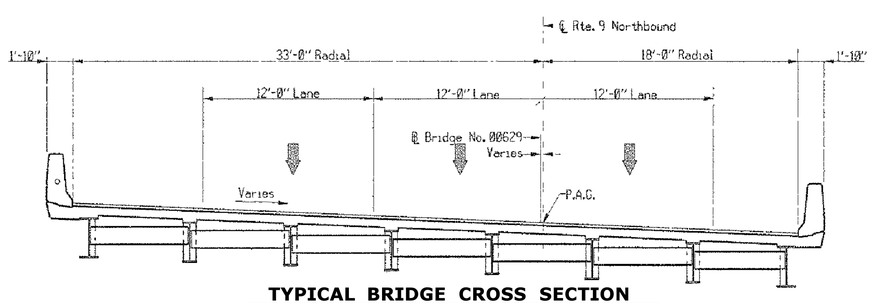

TYPICAL BRIDGE CROSS SECTION

SCALE: 1" = 5'

THE DESIGN APPEARS TO CONFORM TO APPLICABLE CRITERIA. APPROVAL IS NOT TO BE CONSTRUED TO MEAN THAT ALL ASPECTS OF THE DESIGN HAVE BEEN PERSONALLY CHECKED BY THE UNDERSIGNED.

Rabih M. Barakat

Digitally signed by Rabih M. Barakat
DN: CN=Rabih M. Barakat, O=State of Connecticut, E=Rabih.Barakat@ct.gov, OU=Department of Transportation, OU=Division of Bridges and Facilities, OU=Bridge Design, L=Newington, S=Connecticut, C=US
Date: 2013.03.07 13:48:02-05'00'

TRANSPORTATION PRINCIPAL ENGINEER

NEW SHEET ADDED BY ADDENDUM NO.1

REV.	DATE	REVISION DESCRIPTION	SHEET NO.
-	-	-	-
-	-	-	-
-	-	-	-
-	-	-	-
-	-	-	-
-	-	-	-

THE INFORMATION, INCLUDING ESTIMATED QUANTITIES OF WORK, SHOWN ON THESE SHEETS IS BASED ON LIMITED INVESTIGATIONS BY THE STATE AND IS IN NO WAY WARRANTED TO INDICATE THE CONDITIONS OF ACTUAL QUANTITIES OF WORK WHICH WILL BE REQUIRED.

Plotted Date: 3/7/2013

DESIGNER/DRAFTER: BU
CHECKED BY: JCM
SCALE AS NOTED

STATE OF CONNECTICUT
DEPARTMENT OF TRANSPORTATION

Filename: ...\SB_MSH_BR00629_S44-1_GENERAL_PLAN.dgn

SIGNATURE/BLOCK: OFFICE OF ENGINEERING
APPROVED BY:

PROJECT TITLE: BEAM END AND BEARING REPAIRS IN DISTRICT 1

TOWN: MIDDLETOWN
DRAWING TITLE: BRIDGE NO. 00629 GENERAL PLAN

PROJECT NO. 171-359
DRAWING NO. S-44-1
SHEET NO. 03.44-1.A1

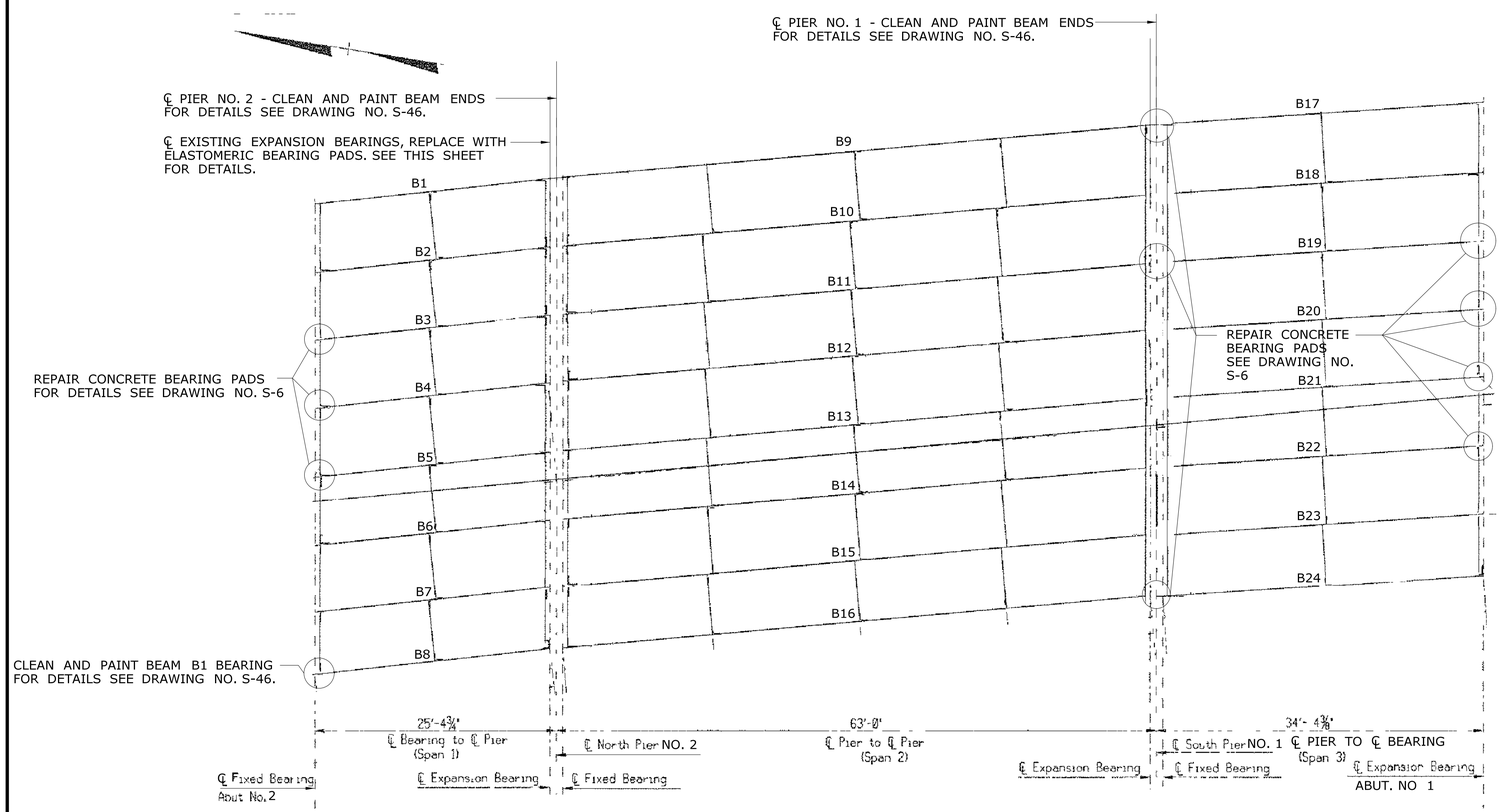

FRAMING PLAN
BRIDGE NO. 00629
Scale 1/8"=1'-0"

BEAM SCHEDULES	
B1, B8, B17, B24	W33 X 130
B2 - B7	W27 X 94
B9, B16	W33 X 200
B10 - B15	W33 X 152
B18 - B23	W30 X 116

BEAM REACTIONS (KIPS)			
MARK NO.	D.L.	S.D.L.	LL + I
B1 - B24	38	14	76

BEAM REACTION NOTES:

1. THE GIRDER REACTIONS HAVE BEEN PROVIDED FOR INFORMATION ONLY AND MAY BE USED TO DEVELOP DETAILS FOR JACKING THE SUPERSTRUCTURE.
2. THE DEAD LOAD REACTIONS ARE DUE TO THE STRUCTURAL STEEL AND CONCRETE SLAB.
3. THE SUPERIMPOSED DEAD LOAD REACTIONS ARE DUE TO THE PARAPETS AND BITUMINOUS CONCRETE OVERLAY.

EXISTING STRUCTURAL STEEL MATERIAL DESIGNATION:

STRUCTURAL STEEL: ASTM A 373

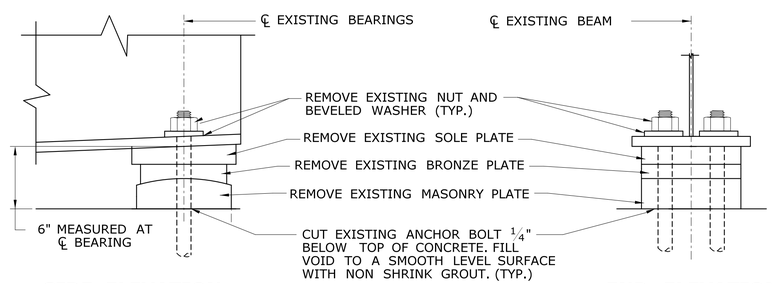

SIDE ELEVATION **END ELEVATION**

EXISTING EXPANSION BEARING DETAILS

SCALE: 1½" =1'-0"

NOTES:
WORK INVOLVING JACKING THE EXISTING SUPERSTRUCTURE TO BE PAID FOR UNDER THE ITEM "JACKING FOR BEARING REPLACEMENT".
WORK INVOLVING THE REMOVAL OF THE EXISTING BEARING TO BE PAID FOR UNDER THE ITEM "BEARING REPLACEMENT WITH ELASTOMERIC BEARING PADS".
FOR ADDITIONAL NOTES SEE "EXPANSION BEARING NOTES" ON DRAWING NO. S-2.

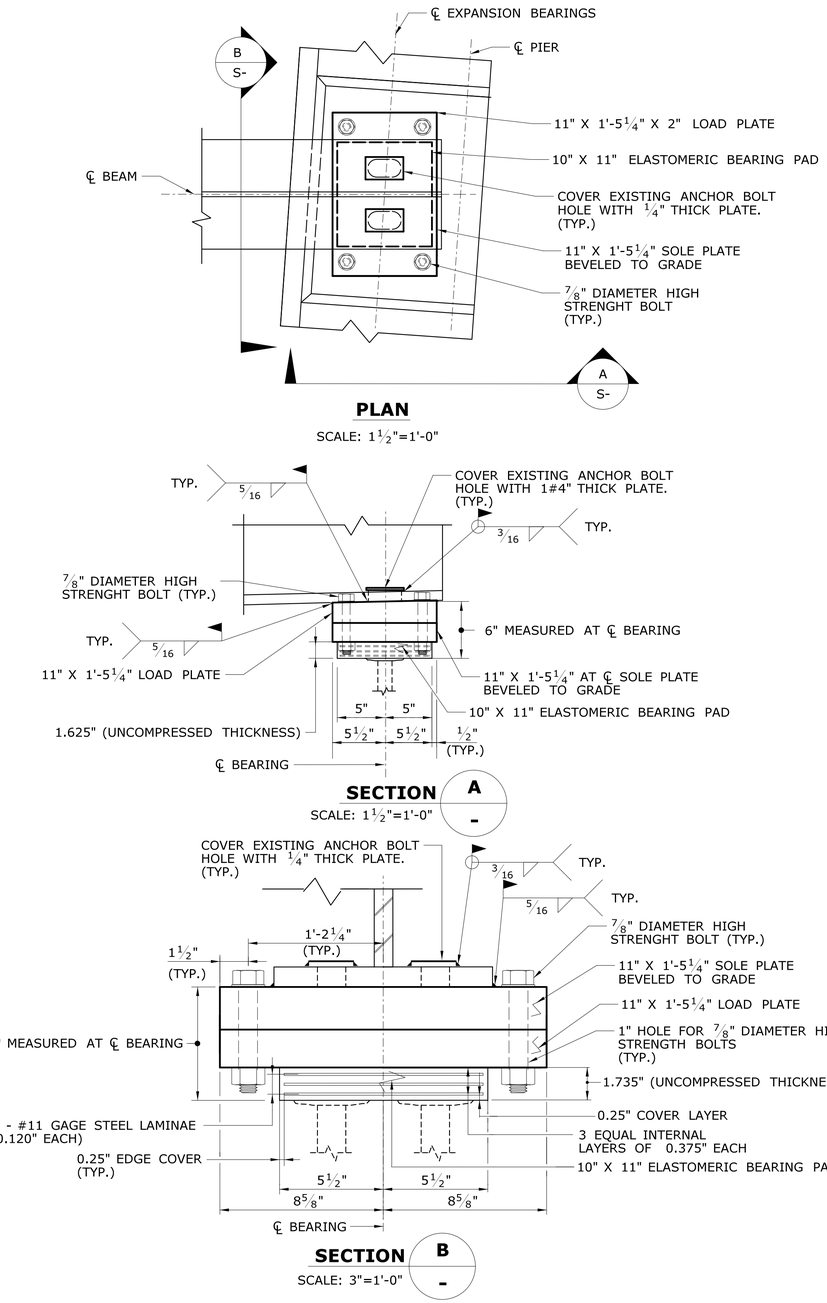

PROPOSED EXPANSION BEARING DETAILS AT PIER NO. 2

NEW SHEET ADDED BY ADDENDUM NO.1

REV.	DATE	REVISION DESCRIPTION	SHEET NO.
-	-	-	-
-	-	-	-
-	-	-	-
-	-	-	-
-	-	-	-
-	-	-	-

THE INFORMATION, INCLUDING ESTIMATED QUANTITIES OF WORK, SHOWN ON THESE SHEETS IS BASED ON LIMITED INVESTIGATIONS BY THE STATE AND IS IN NO WAY WARRANTED TO INDICATE THE CONDITIONS OF ACTUAL QUANTITIES OF WORK WHICH WILL BE REQUIRED.

Plotted Date: 3/7/2013

DESIGNER/DRAFTER: BU
CHECKED BY: JCM
SCALE AS NOTED

STATE OF CONNECTICUT
DEPARTMENT OF TRANSPORTATION

Filename: ...\SB_MSH_BR00629_S45-1_FRAMING_PLAN_AND_BEARING_DETAILS.dgn

SIGNATURE/BLOCK: OFFICE OF ENGINEERING
APPROVED BY:

PROJECT TITLE: BEAM END AND BEARING REPAIRS IN DISTRICT 1

TOWN: MIDDLETOWN
DRAWING TITLE: BRIDGE NO. 00629 FRAMING PLAN AND BEARING DETAILS

PROJECT NO. 171-359
DRAWING NO. S-45-1
SHEET NO. 03.45-1.A1