

# Current Functionality of iCONN Landing Pages

## Login Process

### This screen is Guest specific


1. Users who access iCONN via barcode or IP land on a page that provides access to “iCONN OneSearch” and “Find Books” and other links that lead the user to fee based resources.
2. Guest users land on a page that provides access to “Find Books” only
3. Landing pages exist for public, school, academic, and guest connections
4. System determines which landing page to go to based on the lib code and its library type. The library code is determined by the look-up of the agency code in the agency table.
5. Each landing page contains a “Service of ...” statement and the library name is dynamically supplied based on the library ID the user is associated with.

A service of the Connecticut State Library and **<library ID>** in partnership with the Department of Higher Education  
Authorized and funded by the Connecticut State Legislature

## Current Functionality of iCONN Landing Pages

If a user logs in from the iCONN staff login page the user is directed to a landing page if their "Default System Access" is set to "Search" and their "Select Default Search Method" is set to "Keyword" in their "User Preferences" record. If the 2 conditions are not met then current system functionality is retained and the user is placed in the screen specified in the "Users Preferences" record. If the landing page is associated with a staff login the landing page contains a link called "Staff Menu". When the "Staff Menu" link is selected the user is directed to the staff screen specified in "Default Login Group" in the "User Preferences" record.

About iCONN | General Information | Directories | Help & Technical Support | For Librarians



### Staff Login to iCONN

A service of the Connecticut State Library and your local library in partnership with the Department of Higher Education.


Library:

User Name or Barcode:

Password or PIN:

**Thank You for Using iCONN**

iCONN | 1786 South Main Street | Middletown, CT 06457 | 888.256.1222 (in CT) | [Send A Comment](#) | [Privacy Policy](#) | [Site Map](#)



connecticut's **re** search engine

**More iCONN Content ...**

- [Genealogy \(HeritageQuest\)](#)
- [Newspapers](#)
- [Downloadable Audiobooks](#)
- [CT Digital Collections](#)
- [Online Magazines](#)
- Search Individual Resources
  - [Public](#)
  - [High School](#)
  - [Middle School](#)
  - [Elementary School](#)
- [Resources A-Z](#)
- [Popular Magazines](#)
- [Other Useful Sites](#)
- [Free E-Books](#)
- [Job Seeking Resources](#)
- [American Civil War Resources](#)
- [Affordable Care Act Resources](#)
- [Hispanic Heritage Month](#)

**Staff Menu**

**iCONN OneSearch – Find Articles and much more**

[Advanced Search](#)

Limit results to full-text articles
[About OneSearch](#) [Help](#)

**Find Books, DVDs and more in CT Libraries**

Combined Search
Books
Movies
Audiobooks
Music
Magazines/Journals

Title

[Advanced Search](#)
[Browse Search](#)
[View My Lists](#)
[Request Tracking](#)
[Help](#)

[About iCONN](#)
[iCONN On Every Desktop](#)
[iCONN On Mobile Devices](#)
[iCONN Report Card](#)
[Cost Benefit](#)
[iCONN Widgets](#)
[Recent / Coming Changes](#)
[Change My Library](#)
[Testimonials](#)
[Privacy Policy](#)
[Site Map](#)

Browsers supported: Internet Explorer 7.0 (or higher), Firefox 8.0 (or higher), Chrome 16 (or higher), and Safari 5.1 (on windows PCs and on Mac OS 10.4 or higher)  
 A service of the [Connecticut State Library](#) and [Manchester Public Library \(Main\)](#)  
 Authorized and funded by the [State of Connecticut](#) with support from the [Institute of Museum and Library Services](#)



CONNECTICUT STATE LIBRARY



INSTITUTE of  
Museum and  
LIBRARY SERVICES



edge

## Current Functionality of iCONN Landing Pages

User Preferences		Submit	Reset	Close	Help
<b>Define User Preferences</b>					
<a href="#">Enter My Passwords</a>					
Display Banner/Header - Search:	<input checked="" type="radio"/> Yes <input type="radio"/> No				
Display Banner/Header - Admin:	<input checked="" type="radio"/> Yes <input type="radio"/> No				
Default Login Group:	ILL Admin ▾				
Default System Access:	Search ▾				
Use Icon Menus:	No ▾				
Resource Headings:	Collapsed ▾				
View of Resources - Keyword Search	Displayed ▾				
View of Resources - Browse reQuest Catalogs	Displayed ▾				
View of Resources - Advanced Search	Displayed ▾				
Number of Items in Brief Display Page:	20 ▾				
Default Brief Browse Format:	Labeled ▾				
Sort Results By:	Alphabetically by Title ▾				
Default Record Display Format:	Labeled ▾				
Searches to save in History:	<input type="text" value="20"/>				
Default Continuous Brief Browse Format:	Thumbnail Format ▾				
Start With ILL Menu Tree Open	<input type="radio"/> Yes <input checked="" type="radio"/> No				
Start With Cataloging Menu Tree Open	<input type="radio"/> Yes <input checked="" type="radio"/> No				
Start With UDMM Menu Tree Open	<input type="radio"/> Yes <input checked="" type="radio"/> No				
<b>Default Search Indexes</b>					

<b>Default Search Indexes</b>	
Select Default Search Method:	Keyword Search ▾
Default Browse/Scan Index:	Title ▾
Default Boolean Index 1:	All Headings ▾
Default Boolean Index 2:	All Headings ▾
Default Boolean Index 3:	All Headings ▾
Download Cart Type:	My Cart ▾
Apply Scoping to All Searches:	<input checked="" type="radio"/> Yes <input type="radio"/> No

## Current Functionality of iCONN Landing Pages

User Preferences	
<input type="button" value="Submit"/> <input type="button" value="Reset"/> <input type="button" value="Close"/> <input type="button" value="Help"/>	
<b>Define User Preferences</b>	
<a href="#">Enter My Passwords</a>	
Display Banner/Header - Search:	<input checked="" type="radio"/> Yes <input type="radio"/> No
Display Banner/Header - Admin:	<input checked="" type="radio"/> Yes <input type="radio"/> No
Default Login Group:	ILL Admin <input type="button" value="v"/>
Default System Access:	Admin <input type="button" value="v"/>
Use Icon Menus:	No <input type="button" value="v"/>
Resource Headings:	Collapsed <input type="button" value="v"/>
View of Resources - Keyword Search	Displayed <input type="button" value="v"/>
View of Resources - Browse reQuest Catalogs	Displayed <input type="button" value="v"/>
View of Resources - Advanced Search	Displayed <input type="button" value="v"/>
Number of Items in Brief Display Page:	20 <input type="button" value="v"/>
Default Brief Browse Format:	Labeled <input type="button" value="v"/>
Sort Results By:	Alphabetically by Title <input type="button" value="v"/>
Default Record Display Format:	Labeled <input type="button" value="v"/>
Searches to save in History:	<input type="text" value="20"/>
Default Continuous Brief Browse Format:	Thumbnail Format <input type="button" value="v"/>
Start With ILL Menu Tree Open	<input type="radio"/> Yes <input checked="" type="radio"/> No
Start With Cataloging Menu Tree Open	<input type="radio"/> Yes <input checked="" type="radio"/> No
Start With UDMM Menu Tree Open	<input type="radio"/> Yes <input checked="" type="radio"/> No
<b>Default Search Indexes</b>	

A library can add the Find Books search widget to their home page. The search issued from the search widget performs a Keyword search using the index selection from the pull down. iCONN staff determines what the default index selection will be by modifying the Library Level search indexes in PAC Admin. The search button changes dynamically depending on the tab selection and is used to qualify the search by the appropriate MARC media type from the media type table below.

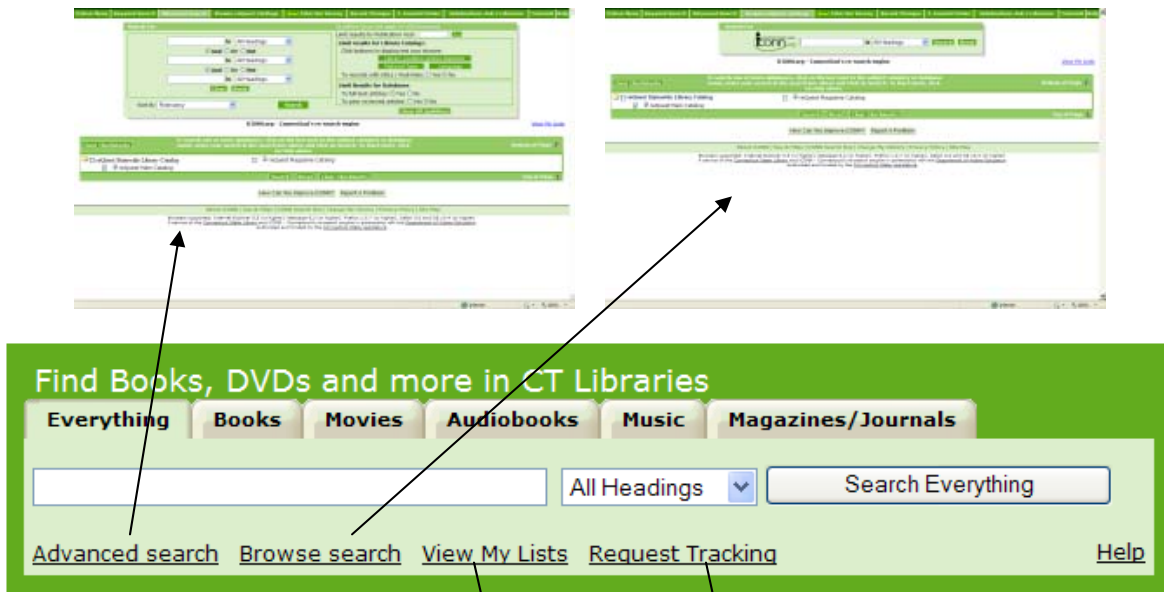
Media Type	
<input type="button" value="Clear All"/> <input type="button" value="Select All"/> <input type="button" value="Submit"/> <input type="button" value="Close"/>	
Media Type	Special Formats
<input type="checkbox"/> Archival Mixed Materials	<input type="checkbox"/> Braille
<input type="checkbox"/> Authority Records	<input type="checkbox"/> Electronic
<input type="checkbox"/> Books	<input type="checkbox"/> Large Print
<input type="checkbox"/> Computer Files (e.g. software)	<input type="checkbox"/> Microform
<input type="checkbox"/> Government Publication	
<input type="checkbox"/> Maps	
<input type="checkbox"/> Music	
<input type="checkbox"/> Music Scores	
<input type="checkbox"/> Non-musical Sound Recordings (e.g. audiobooks)	
<input type="checkbox"/> Serials	
<input type="checkbox"/> Theses	
<input type="checkbox"/> Visual Materials (e.g. videos-dvd)	

## **Current Functionality of iCONN Landing Pages**

---

If the user selects “Advanced Search” or “Browse” the appropriate search screens will appear. If the user selects View My Lists or reQuest Tracking the appropriate screen will be displayed. The reQuest Tracking link will only display if the library (lid) allows patrons to place and track ILL requests.

# Current Functionality of iCONN Landing Pages



Once the patron authenticates with their email address and password the system will remember the patron and allow the display of each list that user has created without authenticating again.

**Sign into your List Manager**

Email:

Password:

Remember me on this computer.

To ensure your privacy, remember to logout by selecting [logout](#) in [View My Lists](#).

To ensure proper functionality, make sure ALL your pop-up blockers are disabled. [More info.](#)

[I cannot access my account.](#)

Don't have a List Manager Account? [Create an account now.](#)

Once a patron has entered their name and password the system will display all requests the patron has and will not ask the patron to authenticate again during the session. The "Request Tracking" link will display if the lid has activated "Patron Request Tracking" and "View Own Request" in the patron/patron permissions.

**ILL REQUEST TRACKING**

Enter user name and password.

Patron Name (Last, First):

Password:

## Current Functionality of iCONN Landing Pages

[Print](#) [Close](#)

**ILL REQUEST TRACKING FOR: Jung, Eric**

<b>Request ID:</b>	552488
<b>Request Date:</b>	6/12/2009 9:39:47 AM
<b>Title:</b>	Dietitian's pocket guide to nutrition
<b>Author:</b>	
<b>Published Year:</b>	c2010.
<b>Status:</b>	This request is awaiting approval by library staff. <a href="#">Please cancel request</a>

[How Can We Improve iCONN?](#) [Report A Problem](#)

[About iCONN](#) | [Tips & FAQs](#) | [iCONN Search Box](#) | [Change My Library](#) | [Privacy Policy](#) | [Site Map](#)

Browsers supported: Internet Explorer 5.5 (or higher), Netscape 6.2 (or higher), Firefox 1.0.7 (or higher), Safari 3.0 and OS 10.4 (or higher)

A service of the [Connecticut State Library](#) and Farmington Public Library (Main) in partnership with the [Department of Higher Education](#)

Authorized and funded by the [Connecticut State Legislature](#)

## Current Functionality of iCONN Landing Pages

---

Does a general keyword search without limiting by media type

Find Books, DVDs and more in CT Libraries

Everything Books Movies Audiobooks Music Magazines/Journals

All Headings

[Advanced search](#) [Browse search](#) [View My Lists](#) [Request Tracking](#) [Help](#)

Only select media type = books

Find Books, DVDs and more in CT Libraries

Everything Books Movies Audiobooks Music Magazines/Journals

All Headings

[Advanced search](#) [Browse search](#) [View My Lists](#) [Request Tracking](#) [Help](#)

Only select media type = visual materials

Find Books, DVDs and more in CT Libraries

Everything Books Movies Audiobooks Music Magazines/Journals

All Headings

[Advanced search](#) [Browse search](#) [View My Lists](#) [Request Tracking](#) [Help](#)

Only select media type = non musical sound recording

Find Books, DVDs and more in CT Libraries

Everything Books Movies Audiobooks Music Magazines/Journals

All Headings

[Advanced search](#) [Browse search](#) [View My Lists](#) [Request Tracking](#) [Help](#)

Only select media type = music

Find Books, DVDs and more in CT Libraries

Everything Books Movies Audiobooks Music Magazines/Journals

All Headings

[Advanced search](#) [Browse search](#) [View My Lists](#) [Request Tracking](#) [Help](#)



## Current Functionality of iCONN Landing Pages

The Magazine/Journal tab searches the Serials Catalog only.

Find Books, DVDs and more in CT Libraries

Everything Books Movies Audiobooks Music **Magazines/Journals**

All Headings

[Advanced search](#) [Browse search](#) [View My Lists](#) [Request Tracking](#) [Help](#)

### Circulation-Interlibrary Loan Link (CILL) Libraries

The landing page for CILL libraries differs from the non CILL libraries. The Find books widget is replaced with a variant form of the Find books widget. This widget retains the library card number that was entered on the login page and when the user enters their password and clicks on login the widget will log the user into the AGenT VERSO system associated with the agency code (aka LID) embedded in the user's library card number. To support this function the agency table was modified to include 2 new columns. One column controls "home library catalog" link and the other is used by the widget to log the patron into their AGenT VERSO system using the library card number and password supplied by the user. All searching and ILL, if the library allows patron initiated ILL, is done from the user's AGenT VERSO system. If the user accessed the system via IP authentication the library card number field will be blank and the user must enter their library card number and password to access the user's AGenT VERSO system.

iconn.org connecticut's re search engine

**More iCONN Content ...**

- [Genealogy \(HeritageQuest\)](#)
- [Newspapers](#)
- [Downloadable Audiobooks](#)
- [CT Digital Collections](#)
- [Online Magazines](#)
- [Search Individual Resources](#)
  - [Public](#)
  - [High School](#)
  - [Middle School](#)
  - [Elementary School](#)
- [Resources A-Z](#)
- [Popular Magazines](#)
- [Other Useful Sites](#)
- [Free E-Books](#)
- [Job Seeking Resources](#)
- [American Civil War Resources](#)
- [Affordable Care Act Resources](#)
- [Hispanic Heritage Month](#)

**iCONN OneSearch – Find Articles and much more**

Limit results to full-text articles [About OneSearch](#) [Help](#)

**To Find Books, DVDs and more in CT Libraries, login here:**

Connecticut Library Card Number (without spaces):

Password (same one you use in your library's catalog):

If you cannot connect here, try connecting through your [home library's catalog](#).

[How Can We Improve iCONN?](#) [Report A Problem](#)

About iCONN iCONN On Every Desktop iCONN On Mobile Devices iCONN Report Card Cost Benefit iCONN Widgets Recent / Coming Changes Change My Library Testimonials Privacy Policy Site Map

Browsers supported: Internet Explorer 7.0 (or higher), Firefox 8.0 (or higher), Chrome 16 (or higher), and Safari 5.1 (on windows PCs and on Mac OS 10.4 or higher)  
A service of the [Connecticut State Library](#) and Columbia - Sexton B. Little Free Library  
Authorized and funded by the [State of Connecticut](#) with support from the [Institute of Museum and Library Services](#)

CONNECTICUT STATE LIBRARY

## Current Functionality of iCONN Landing Pages

---

### Agency table entry

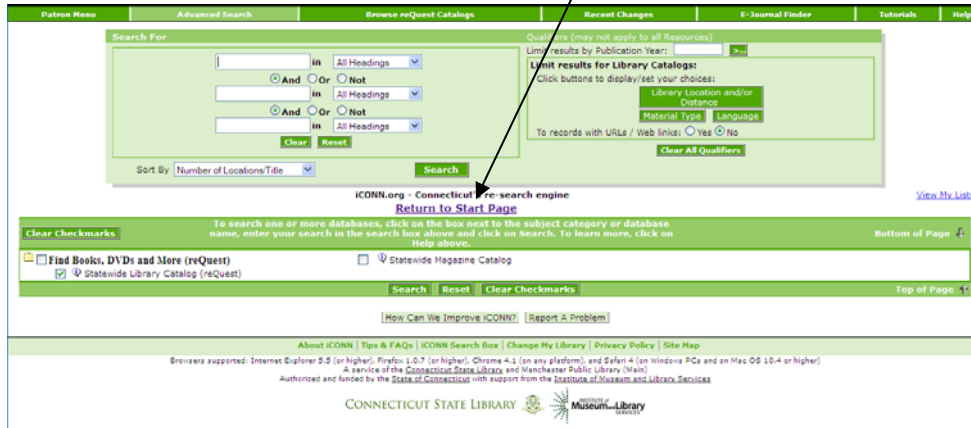
CircILL URL is used by the “home library catalog” link and directs the user to the url that is entered in the field. Sample URL: <http://ehp-verso.auto-graphics.com/WelcomePages/Login.aspx?cid=ehp&lid=ehp>

LoginURL is used by the widget to log the user into the AGent VERSO library associated with the URL. Sample URL: <http://ehp-verso.auto-graphics.com/agent/verifyuser.asp?w=vauth&cid=ehp&lid=EHP&versologin=Y&defaultlang=english>

<b>Lib Code:</b>	<input type="text" value="EHP"/>
<b>Library Name:</b>	<input type="text" value="East Hampton Public Library"/>
<b>Library Type:</b>	<input type="text" value="Public"/> ▼
<b>School Grade Level:</b>	<input type="text"/>
<b>Town:</b>	<input type="text"/>
<b>Town 2:</b>	<input type="text" value="East Hampton"/>
<b>Show In Change Library Page:</b>	<input checked="" type="radio"/> Yes <input type="radio"/> No
<b>Comments:</b>	<input type="text" value="B"/>
<b>Default:</b>	<input type="radio"/> Yes <input checked="" type="radio"/> No
<b>Holdings:</b>	<input checked="" type="radio"/> Yes <input type="radio"/> No
<b>Database Access:</b>	<input checked="" type="radio"/> Yes <input type="radio"/> No
<b>Pac Admin:</b>	<input checked="" type="radio"/> Yes <input type="radio"/> No
<b>ILL:</b>	<input checked="" type="radio"/> Yes <input type="radio"/> No
<b>AgCat:</b>	<input type="radio"/> Yes <input checked="" type="radio"/> No
<b>WebCat:</b>	<input checked="" type="radio"/> Yes <input type="radio"/> No
<b>CatExpress:</b>	<input type="radio"/> Yes <input checked="" type="radio"/> No
<b>CircILLUrl:</b>	<input type="text" value="http://ehp-verso.auto-graphics.com/Welcom"/>
<b>LoginUrl:</b>	<input type="text" value="http://ehp-verso.auto-graphics.com/agent/ve"/>
	<input type="button" value="Submit"/> <input type="button" value="Reset"/> <input type="button" value="Cancel"/>

## Current Functionality of iCONN Landing Pages


All searches from the Find Books search widget will search only the Statewide Library Catalog and display only the Statewide Library Catalog (reQuest) and Statewide Magazine Catalog. The Keyword, Browse, and Advanced Search pages have a button called “Return to Start Page”. When this button is selected the system returns the user to the page they landed on after the user authenticated.



If a user started from one of the classic pages and from that page selected to access

<p><b>reQuest Statewide Library Catalog</b></p> <p><b>reQuest</b> Search over 400 CT library catalogs at once.</p>	<p><b>Find Books, DVDs and more in CT Libraries</b></p> <p><b>Statewide Library Catalog (reQuest)</b> Search over 400 CT library catalogs at once.</p>
--	--

the user will be directed to the landing page representing their library type or school lib code.



The search of the Statewide Library Catalog will be executed from the landing page using the “Find Books, DVDs and more...” widget. When the user selects “Return to Start Page” they will be returned to

## Current Functionality of iCONN Landing Pages

the landing page that represents their library type or school libcode. The landing pages have links that the user can click on to return to classic page.

### Statistics

The landing page has a statistical package that tracks the usage of landing page links, widget tabs and widget links selected. Each link and widget tab is represented in the stats and is associated with the library type or school library code. The statistics can be viewed by month or a range of months. Any month selected is month to date. The stats package is incorporated into the iCONN admin function and is viewable via the web. If an entry is changed or deleted on any of the landing pages the original entry will remain in the stats file for historical purposes.

The screenshot shows the iCONN.org website interface. At the top, it features the iCONN logo and the text "connecticut's re search engine". Below this, there are two main search sections:

- iCONN OneSearch – Find Articles and much more:** Includes a search input field, "Search Articles" and "Advanced Search" buttons, and a checkbox for "Limit results to full-text articles".
- Find Books, DVDs and more in CT Libraries:** Includes tabs for "Combined Search", "Books", "Movies", "Audiobooks", "Music", and "Magazines/Journals". It has a search input field, a "Title" dropdown, and a "Combined Search" button.

On the left side, there is a "More iCONN Content ..." section with a list of links including Genealogy, Newspapers, Downloadable Audiobooks, CT Digital Collections, Online Magazines, and Search Individual Resources (Public, High School, Middle School, Elementary School). Other links include Resources A-Z, Popular Magazines, Other Useful Sites, Free E-Books, Job Seeking Resources, American Civil War Resources, Affordable Care Act Resources, and Hispanic Heritage Month.

At the bottom, there is a navigation bar with links like "About iCONN", "iCONN On Every Desktop", "iCONN On Mobile Devices", "iCONN Report Card", "Cost Benefit", "iCONN Widgets", "Recent / Coming Changes", "Change My Library", "Testimonials", "Privacy Policy", and "Site Map". Below the navigation bar, there is a footer with browser support information, authorization details, and logos for Connecticut State Library, Institute of Museum and Library Services, and edge.

### iCONN Admin Stats selection page

The screenshot shows the "iCONN Landing Page Statistics" admin page. It features a form with the following fields and options:

- Library Code:** A text input field.
- Start Date:** A text input field.
- End Date:** A text input field.
- Page:** A dropdown menu with options: All, Academic, Guest, Elementary.
- Report Type:** Radio buttons for Summary (selected) and Detail.
- Submit:** A button to execute the search.

Below the form, there is a link: "Back to iCONN Administrator Page". At the bottom of the page, there is a footer with contact information: "iCONN | 786 South Main Street | Middletown, CT 06457 | 888.256.1222 (in CT) | Send A Comment | Privacy Policy | Site Map".

## Current Functionality of iCONN Landing Pages

### Summary Stats

LandingPageStatistics.aspx [Read-Only]			
	A	B	C
1	Lib Code	Page	Count
2	All	Academic	19
3	All	Elementary	14
4	All	Guest	3
5	All	High School	23
6	All	Middle School	11
7	All	Public	35

### Detail Stats

LandingPageStatistics.aspx [Read-Only]					
	A	B	C	D	E
1	Lib Code	Page	Hyperlink	Tab Name	Count
2	All	Public	Advanced Search (Find Articles)		7
3	All	Public	Digital Collections		1
4	All	Public	Limit results to full-text articles (Find Articles)		11
5	All	Public	Search Articles (Find Articles)		4
6	All	Public	Search Everything (Find Books)	everything	8
7	All	Public	Search Everything (Find Books)	journals	2
8	All	Public	Search Individual Resources		1
9	All	Public	Verso Login		1

## Current Functionality of iCONN Landing Pages

---

### Detail Stats at libcode

	A	B	C	D	E
1	Lib Code	Page	Hyperlink	Tab Name	Count
2	CPL	Public	Advanced Search (Find Articles)		7
3	CPL	Public	Advanced Search (Find Books)	journals	1
4	CPL	Public	Ask A Librarian Now		1
5	CPL	Public	Browse Search (Find Books)	everything	1
6	CPL	Public	Digital Collections		2
7	CPL	Public	Downloadable Audiobooks		1
8	CPL	Public	Genealogy (HeritageQuest)		1
9	CPL	Public	Help (Find Articles)		1
10	CPL	Public	Help (Find Books)	everything	1
11	CPL	Public	How Can We Improve iCONN?		1
12	CPL	Public	Limit results to full-text articles (Find Articles)		4
13	CPL	Public	News Photos (AP Images)		1
14	CPL	Public	Newspapers		1
15	CPL	Public	Other Useful Sites		1
16	CPL	Public	Report a Problem		1
17	CPL	Public	Request Tracking (Find Books)	everything	1
18	CPL	Public	Search Articles (Find Articles)		4
19	CPL	Public	Search Everything (Find Books)	audiobooks	1
20	CPL	Public	Search Everything (Find Books)	books	1
21	CPL	Public	Search Everything (Find Books)	everything	9
22	CPL	Public	Search Everything (Find Books)	journals	3
23	CPL	Public	Search Everything (Find Books)	movies	1
24	CPL	Public	Search Everything (Find Books)	music	1
25	CPL	Public	Search Individual Resources		1
26	CPL	Public	View My Lists (Find Books)	everything	1

## Current Functionality of iCONN Landing Pages

### Classic pages

Each classic page has a search widget (the iCONN OneSearch widget) which launches audience-specific searches into the EBSCO Discovery Service.



## Current Functionality of iCONN Landing Pages

### iCONN Widgets Page

About iCONN | General Information | Directories | Help & Technical Support | For Librarians

connecticut's search engine  
**iconn.org**

## iCONN Search Widgets

A service of the Connecticut State Library and your local library in partnership with the Department of Higher Education.

**Put the "iCONN Search Widget!" on your site**  
This page has been visited **156639** times.

**Here is your code**

Below is the HTML code for your iCONN Search Widgets! Use the "Copy HTML code to Clipboard" button to copy the code from the text box and paste it into the code for your Web page. The image to the right of the HTML displays how each widget will appear on your website. The HTML you are selecting is dynamically generated which incorporates settings specific to your library and should not be altered. For technical reasons, the tabs in the Find Books search widget were changed to a drop-down menu.

Description/HTML Code	Example
<p>iCONN OneSearch Search Box</p> <pre>&lt;!-- Find Articles Widget --&gt;&lt;table border=0 cellspacing=0 cellpadding=0&gt; &lt;tr&gt; &lt;td width=10 bgcolor='#62AC1E'&gt;&lt;/td&gt; &lt;td style='font-size:14px; color:#000000; </pre> <p><b>Copy HTML code to Clipboard</b></p>	
<p>iCONN Search Box # 1 Narrow search box(350 pixels wide)</p> <pre>&lt;!-- Beginning iCONN Search Box screen # 1 ---&gt;&lt;form id='AGSearchForm1' name='AGSearchForm1' method='post' action='http://rgst-agent.auto-graphics.com /agent </pre> <p><b>Copy HTML code to Clipboard</b></p>	

### Find Books Downloadable Widget

Due to the complexity of the widget that is part of the landing page we need to provide an alternate format to maintain simple HTML for copying and pasting into web pages. To accomplish this we must eliminate the tabs and mouseover since these components use java script and add levels of complexity for the end user when placing the widget into their web pages. These tabs require external JavaScript and CSS style-sheet files that the user will have to download and install in a proper place on their web server. This does require some technical knowledge on their part.

The widget depicted below removes the tabs and replaces them with a pull down selection. The pull downs work similar to the tabs in that they will structure the search to limit it to whatever was selected. As an example, if a user selected "Books" it would limit the search to only book format records. The button name is changed from "Search Everything" to "Search"



## Current Functionality of iCONN Landing Pages

Find Books, DVDs and more in CT Libraries

Combined Search

All Headings  Search

[Advanced search](#) [Browse search](#) [View My Lists](#) [Request Tracking](#) [Help](#)

### Rules for selecting the widgets

1. If a user is logged into the iCONN landing page as a patron or staff member and selects the iCONN Widget link, the system will present a widget that matches the library's policies for either allowing Request Tracking or not. The page that displays will allow the user to select either the "Find Books" widget or the "iCONN OneSearch" widget.
2. The search widgets are not available from the site map (an unprotected page). A user has to log into iCONN and select the iCONN Widgets link to obtain the correct html for their library. The html is built dynamically and includes specific coding for support of the request tracking function.
3. If the library is associated with a school the system will display the Find a Book widget plus 3 iCONN OneSearch widgets, one for each type of school. The user can then select the iCONN OneSearch widget that matches their library.

iCONN OneSearch – Find Articles and much more

Search Articles [Advanced Search](#)

Limit results to full-text articles [About OneSearch](#) [Help](#)

4. If the library is associated with a CILL library the modified CILL Library Find Books widget will be displayed.

To Find Books, DVDs and more in CT Libraries, login here:

Connecticut Library Card Number (without spaces):

Password (same one you use in your library's catalog):  Login

If you cannot connect here, try connecting through your [home library's catalog](#).

## Current Functionality of iCONN Landing Pages

### iCONN OneSearch Search Widget (Sample is from a public library)

```
<!-- Find Articles Widget --><table border=0 cellspacing=0 cellpadding=0> <tr> <td width=10
bgcolor=#62AC1E></td> <td style='font-size:14px; color:#000000; font-family:Arial, Helvetica, sans-
serif;background-color:#62AC1E;margin:0px;padding:0px;border:0px'> <font style='font-size:18px;
color:#FFFFFF; font-family:Verdana, Arial;'>&nbsp;&nbsp;&nbsp;iCONN OneSearch – Find Articles and much
more</font> </td> <td width=10 bgcolor=#62AC1E></td> </tr> <tr height=5> <td
colspan=3 bgcolor=#62AC1E></td> </tr> <tr height=10> <td width=10 bgcolor=#62AC1E></td>
<td width=630 bgcolor=#DCEECC></td> <td width=10 bgcolor=#62AC1E></td> </tr> <tr>
<td width=10 bgcolor=#62AC1E></td> <td style='font-size:14px; color:#000000; font-family:Arial,
Helvetica, sans-serif;background-color:#DCEECC;margin:0;padding:5px;border:0px;width:630px'>
<form style='margin-bottom:0;' method='post' action='http://rqst-agent.auto-
graphics.com/agent/remoteSearch.asp?cid=rqst&lid=CPL&LinkID=38&widget=Y&class=ilp' id=form1
name=form1> <input name='locid' value='iconn09' type='hidden' /> <input
name='searchterm' type='text' size='41'> <span style='padding-left: 5px'><input type='submit'
value='Search Articles' /> </span>&nbsp;&nbsp;&nbsp;<a href='http://rqst-agent.auto-
graphics.com/agent/remoteSearch.asp?cid=rqst&lid=CPL&LinkID=10&widget=Y&class=ilp' style='font-
size:12px; color:#000000; font-family:Verdana, Arial;'>Advanced Search</a> <br><br>
<div align=left> <table border=0 cellpadding=0 cellspacing=0> <tr> <td
width=500> <input name='ft' type='checkbox' checked><font style='font-size:12px;
color:#000000; font-family:Verdana, Arial;'>Limit results to full-text articles</font> </td>
<td align=right width=200> <a href='javascript:void 0;'
onclick='window.open("http://www.cslib.org/iconnsitemap/staff/AboutiCONNOneSearchPublic.htm',
'ABOUTONESEARCH');' style='font-size:12px; color:#000000; font-family:Verdana, Arial;'>About
OneSearch</a> <a href='javascript:void 0;'
onclick='window.open("http://www.cslib.org/iconnsitemap/staff/FindArticlesHelp.aspx', 'GALEHELP');'
style='font-size:12px; color:#000000; font-family:Verdana, Arial;'>Help</a> </td>
</tr> </table> </div> </form> </td> <td width=10
bgcolor=#62AC1E></td> </tr> <tr height=10><td colspan=3
bgcolor=#62AC1E></td></tr></table><!-- End Find Articles Widget -->
```

The HTML above generates this search widget:

iCONN OneSearch – Find Articles and much more

[Advanced Search](#)

Limit results to full-text articles [About OneSearch](#) [Help](#)

## Current Functionality of iCONN Landing Pages

### iCONN OneSearch Widget – Small Size Variations (samples are from a public library):

```
<!-- Begining iCONN Search Box screen # 1 ---><form id='AGSearchForm1' name='AGSearchForm1'
method='post' action='http://rqst-agent.auto-
graphics.com/agent/remoteSearch.asp?cid=rqst&lid=CPL&LinkID=38&widget=Y&class=ilp'><table
style='BORDER-RIGHT: #aaaaaa 1px solid;BORDER-TOP: #aaaaaa 1px solid;BORDER-LEFT: #aaaaaa 1px
solid;BORDER-BOTTOM: #aaaaaa 1px solid;BACKGROUND-COLOR: #dceecc' width='300' border='0'
summary cellspacing='0' cellpadding='0'><tr><td colspan='3' align='center' style='background-color:
#4FA800;color: #ffffff'><b>iCONN OneSearch</b></td></tr><tr><td rowspan='3' width='130'
align='center'><img src='http://rqst-agent.auto-graphics.com/agent/images/iConnLogoForSearch.gif'
alt='iConn Image' width='109' height='51'></td><td width='310' class='textSearchInstruction'>Type in
your keyword(s) then click on Search:</td><td> </td></tr><tr><td><input type='text' size='25'
id='searchTerm' name='searchterm'><input name='ft' type='hidden' value='on'></td><td><table
width='100%' summary cellspacing='0' cellpadding='0' border='0'><tr><td><table summary style='FONT-
FAMILY: Verdana, Arial; HEIGHT: 18px; BACKGROUND-COLOR: #4FA800' border='1' cellpadding='0'
cellspacing='0'><tr><td align='center' nowrap valign='middle'><a style='FONT-SIZE: 12px; COLOR:
#ffffff;FONT-FAMILY: Verdana, Arial;TEXT-DECORATION: none'
href='javascript:document.AGSearchForm1.submit()'> <b>Search</b>
</a></td></tr></table></td></tr></table></td></tr></table></form><!-- End iCONN Search Box screen
# 1 --->
```

### The HTML above generates this search widget:

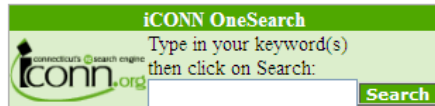


```
<!-- Begining iCONN Search Box screen # 2 ---><form id='AGSearchForm2' name='AGSearchForm2'
method='post' action='http://rqst-agent.auto-
graphics.com/agent/remoteSearch.asp?cid=rqst&lid=CPL&LinkID=38&widget=Y&class=ilp'><table
style='BORDER-RIGHT: #aaaaaa 1px solid;BORDER-TOP: #aaaaaa 1px solid;BORDER-LEFT: #aaaaaa 1px
solid;BORDER-BOTTOM: #aaaaaa 1px solid;BACKGROUND-COLOR: #dceecc' width='380' border='0'
summary cellspacing='0' cellpadding='0'><tr><td colspan='3' align='center' style='background-color:
#4FA800;color: #ffffff'><b>iCONN OneSearch</b></td></tr><tr><td rowspan='3' width='130'
align='center'><img src='http://rqst-agent.auto-graphics.com/agent/images/iConnLogoForSearch.gif'
alt='iConn Image' width='109' height='51'></td><td width='310' class='textSearchInstruction'>Type in
your keyword(s) then click on Search:</td><td> </td></tr><tr><td><input type='text' size='43'
id='searchTerm' name='searchterm'><input name='ft' type='hidden' value='on'></td><td><table
width='100%' summary cellspacing='0' cellpadding='0' border='0'><tr><td><table summary style='FONT-
FAMILY: Verdana, Arial; HEIGHT: 18px; BACKGROUND-COLOR: #4FA800' border='1' cellpadding='0'
cellspacing='0'><tr><td align='center' nowrap valign='middle'><a style='FONT-SIZE: 12px; COLOR:
#ffffff;FONT-FAMILY: Verdana, Arial;TEXT-DECORATION: none'
href='javascript:document.AGSearchForm1.submit()'> <b>Search</b>
</a></td></tr></table></td></tr></table></td></tr></table></form><!-- End iCONN Search Box screen
# 2 --->
```

## Current Functionality of iCONN Landing Pages

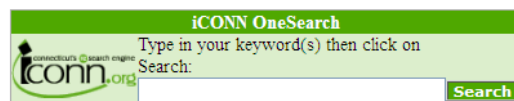
```
cellspacing='0'><tr><td align='center' nowrap valign='middle'><a style='FONT-SIZE: 12px; COLOR:
#ffffff;FONT-FAMILY: Verdana, Arial;TEXT-DECORATION: none'
href='javascript:document.AGSearchForm2.submit()'> <b>Search</b>
</a></td></tr></table></td></tr></table></td></tr></table></form><!-- End iCONN Search Box screen
# 2 --->
```

The HTML above generates this search widget:



```
<!-- Beginning iCONN Search Box screen # 3 (white background) ---><form id='AGSearchForm3'
name='AGSearchForm3' method='post' action='http://rqst-agent.auto-
graphics.com/agent/remoteSearch.asp?cid=rqst&lid=CPL&LinkID=38&widget=Y&class=ilp'><table
style='BORDER-RIGHT: #aaaaaa 1px solid;BORDER-TOP: #aaaaaa 1px solid;BORDER-LEFT: #aaaaaa 1px
solid;BORDER-BOTTOM: #aaaaaa 1px solid;BACKGROUND-COLOR: #ffffff' width='300' border='0'
summary cellspacing='0' cellpadding='0'><tr><td colspan='3' align='center' style='background-color:
#4FA800;color: #ffffff'><b>iCONN OneSearch</b></td></tr><tr><td rowspan='3' width='130'
align='center'><img src='http://rqst-agent.auto-graphics.com/agent/images/iConnLogoForSearch.gif'
alt='iConn Image' width='109' height='51'></td><td width='310' class='textSearchInstruction'>Type in
your keyword(s) then click on Search:</td><td></td></tr><tr><td><input type='text' size='25'
id='searchTerm' name='searchterm'><input name='ft' type='hidden' value='on'></td><td><table
width='100%' summary cellspacing='0' cellpadding='0' border='0'><tr><td><table summary style='FONT-
FAMILY: Verdana, Arial; HEIGHT: 18px; BACKGROUND-COLOR: #4FA800' border='1' cellpadding='0'
cellspacing='0'><tr><td align='center' nowrap valign='middle'><a style='FONT-SIZE: 12px; COLOR:
#ffffff;FONT-FAMILY: Verdana, Arial;TEXT-DECORATION: none'
href='javascript:document.AGSearchForm3.submit()'> <b>Search</b>
</a></td></tr></table></td></tr></table></td></tr></table></form><!-- End iCONN Search Box screen
# 3 --->
```

The HTML above generates this search widget:



```
<!-- Beginning iCONN Search Box screen # 4 (white background) ---><form id='AGSearchForm4'
name='AGSearchForm4' method='post' action='http://rqst-agent.auto-
graphics.com/agent/remoteSearch.asp?cid=rqst&lid=CPL&LinkID=38&widget=Y&class=ilp'><table
style='BORDER-RIGHT: #aaaaaa 1px solid;BORDER-TOP: #aaaaaa 1px solid;BORDER-LEFT: #aaaaaa 1px
```

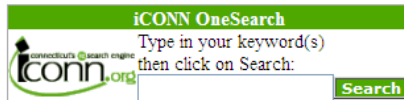
## Current Functionality of iCONN Landing Pages

```

solid;BORDER-BOTTOM: #aaaaaa 1px solid;BACKGROUND-COLOR: #ffffff' width='380' border='0'
summary cellpadding='0' cellspacing='0'><tr><td colspan='3' align='center' style='background-color:
#4FA800;color: #ffffff'><b>iCONN OneSearch</b></td></tr><tr><td rowspan='3' width='130'
align='center'><img src='http://rqst-agent.auto-graphics.com/agent/images/iConnLogoForSearch.gif'
alt='iConn Image' width='109' height='51'></td><td width='310' class='textSearchInstruction'>Type in
your keyword(s) then click on Search:</td><td> </td></tr><tr><td><input type='text' size='43'
id='searchTerm' name='searchterm'><input name='ft' type='hidden' value='on'></td><td><table
width='100%' summary cellpadding='0' cellspacing='0' border='0'><tr><td><table summary style='FONT-
FAMILY: Verdana, Arial; HEIGHT: 18px; BACKGROUND-COLOR: #4FA800' border='1' cellpadding='0'
cellspacing='0'><tr><td align='center' nowrap valign='middle'><a style='FONT-SIZE: 12px; COLOR:
#ffffff;FONT-FAMILY: Verdana, Arial;TEXT-DECORATION: none'
href='javascript:document.AGSearchForm4.submit()'> <b>Search</b>
</a></td></tr></table></td></tr></table></td></tr></table></form><!-- End iCONN Search Box screen
# 4 --->

```

The HTML above generates this search widget:



### iCONN Find Books Search Widget (Sample is from a public library)

```

<!-- Find Books Widget --><table border=0 cellpadding=0 cellspacing=0> <tr height=5><td colspan=3
bgcolor='#62AC1E'></td></tr> <tr> <td width=10 bgcolor='#62AC1E'></td> <td
bgcolor='#62AC1E'><font style='font-size:18px; color:#FFFFFF; font-family:Verdana, Arial;'>&nbsp;Find
Books, DVDs and more in CT Libraries</font></td> <td width=10 bgcolor='#62AC1E'></td> </tr>
<tr height=5><td colspan=3 bgcolor='#62AC1E'></td></tr> <tr> <td width=10
bgcolor='#62AC1E'></td> <td style='font-size:14px; color:#000000; font-family:Arial, Helvetica, sans-
serif;background-color:#62AC1E;width:630px'></td> <td width=10 bgcolor='#62AC1E'></td> </tr>
<tr height=10> <td width=10 bgcolor='#62AC1E'></td> <td width=630 bgcolor='#DCEEC'></td>
<td width=10 bgcolor='#62AC1E'></td> </tr> <tr> <td width=10 bgcolor='#62AC1E'></td> <td
style='font-size:14px; color:#000000; font-family:Arial, Helvetica, sans-serif;background-
color:#DCEEC;margin:0px;padding:5px;border:0px;width:630px'> <form style='margin-bottom:0;'
name='everythingsearch' method='post' action='http://rqst-agent.auto-
graphics.com/agent/remoteSearch.asp?cid=rqst&lid=CPL&LinkID=13&widget=Y&class=ilp'>
<select name='tab' id='tab'> <Option value='everything'>Combined Search</Option>
<Option value='books'>Books</Option> <Option value='movies'>Movies</Option>
<Option value='audiobooks'>Audiobooks</Option> <Option value='music'>Music</Option>
<Option value='journals'>Magazines/Journals</Option> </select> <br /><br />

```

## Current Functionality of iCONN Landing Pages

```

<input type='text' size='41' id='searchTerm' name='searchTerm'>
<select name='index1'
id='index1' style='width:24%'><Option value='1'>All Headings</Option><Option
value='2'>Author</Option><Option value='3'>Title</Option><Option value='1003'>Title Begins
With</Option><Option value='2003'>Title Exact</Option><Option value='4'>Subject</Option><Option
value='49'>Journal Title</Option><Option value='6'>ISBN</Option><Option
value='46'>Notes</Option><Option value='7'>ISSN</Option><Option value='5004'>Series
Title</Option>
</select>
<input type='submit' style='width:180px' value='Search' />
<br><br>
<table border=0 cellpadding=0 cellspacing=0>
<tr>
&lttd
width=500>
<a href='http://rqst-agent.auto-
graphics.com/agent/remoteSearch.asp?cid=rqst&lid=CPL&LinkID=14&widget=Y&class=ilp' style='font-
size:12px; color:#000000; font-family:Verdana, Arial;'>Advanced Search</a>&nbsp;&nbsp;&nbsp;
<a href='http://rqst-agent.auto-
graphics.com/agent/remoteSearch.asp?cid=rqst&lid=CPL&LinkID=15&widget=Y&class=ilp' style='font-
size:12px; color:#000000; font-family:Verdana, Arial;'>Browse Search</a>&nbsp;&nbsp;&nbsp;
<a href='javascript:void 0;' onclick="window.open('http://rqst-agent.auto-
graphics.com/agent/remoteSearch.asp?cid=rqst&lid=CPL&LinkID=16&widget=Y', 'VIEW_MY_LISTS');"
style='font-size:12px; color:#000000; font-family:Verdana, Arial;'>View My Lists</a>&nbsp;&nbsp;&nbsp;
<a href='javascript:void 0;' onclick="window.open('http://rqst-agent.auto-
graphics.com/agent/remoteSearch.asp?cid=rqst&lid=CPL&LinkID=17&widget=Y',
'REQUEST_TRACKING');" style='font-size:12px; color:#000000; font-family:Verdana, Arial;'></a>
</td>
<td align=right width=200>
<a href='javascript:void 0;'
onclick="window.open('http://www.cslib.org/iconnsitemap/staff/FindBooksHelp.aspx', 'AGENTHELP');"
style='font-size:12px; color:#000000; font-family:Verdana, Arial;'>Help</a>
</td>
</tr>
</table>
</form>
</td>
<td width=10 bgcolor='#62AC1E'></td>
</tr>
<tr
height=10>
<td colspan=3 width=10 bgcolor='#62AC1E'></td>
</tr></table><!-- End Find Books
Widget -->

```

The HTML above generates this search widget:

The image shows a search widget with a green header. The header text is "Find Books, DVDs and more in CT Libraries". Below the header is a search interface with a dropdown menu set to "Combined Search", a search input field, a dropdown menu set to "All Headings", and a "Search" button. Below the search area are links for "Advanced search", "Browse search", "View My Lists", "Request Tracking", and "Help".

## Current Functionality of iCONN Landing Pages

---

### iCONN Find Books Search Widget (CILL Library)

```
<!-- Find Books (CILL) Widget --><form style='margin-bottom:0;' name='VersoUserLogin' method='post'
action='http://model-rqst-agent.auto-
graphics.com/agent/remoteSearch.asp?cid=rqst&lid=EHP&LinkID=43&widget=Y&class=ilp'> <table
border=0 cellspacing=0 cellpadding=0> <tr height=5><td colspan=3
bgcolor='#62AC1E'></td></tr> <tr height=10><td colspan=3 bgcolor='#62AC1E'><font
style='font-size:18px; color:#FFFFFF; font-family:Verdana, Arial;'>&nbsp;&nbsp;&nbsp;&nbsp;To Find Books,
DVDs and more in CT Libraries, login here:</font></td></tr> <tr height=5><td colspan=3
bgcolor='#62AC1E'></td></tr> <tr height=10> <td width=10
bgcolor='#62AC1E'></td> <td width=650 bgcolor='#DCEECC'>
<table> <tr> <td>
&nbsp;&nbsp;&nbsp;<font style='font-size:12px; color:#000000; font-
family:Verdana, Arial;'>Connecticut Library Card Number (without
spaces):&nbsp;&nbsp;&nbsp;&nbsp;&nbsp;&nbsp;&nbsp;&nbsp;</font>
</td> <td>
<input type='text' id='versoBarcode' name='versoBarcode'>
</td> </tr> <tr>
<td> <td>
&nbsp;&nbsp;&nbsp;<font
style='font-size:12px; color:#000000; font-family:Verdana, Arial;'>Password (same one you use in your
library's catalog):</font> </td>
<td> <input type='password'
id='versoPassword' name='versoPassword'> &nbsp;&nbsp;&nbsp;
<input type='submit' value='Login'>
</td> </tr> </table>
</td> <td width=10 bgcolor='#62AC1E'></td>
</tr> <tr height=30> <td width=10 bgcolor='#62AC1E'></td>
<td width=650 bgcolor='#DCEECC'> &nbsp;&nbsp;&nbsp;
<font style='font-size:12px; color:#000000; font-family:Verdana, Arial;'>If you cannot connect
here, try connecting through your <a href='http://model-rqst-agent.auto-
graphics.com/agent/remoteSearch.asp?cid=rqst&lid=EHP&LinkID=44&widget=Y&class=ilp'>home
library's catalog</a>.</font> </td> <td width=10
bgcolor='#62AC1E'></td> </tr> <tr height=10><td colspan=3
bgcolor='#62AC1E'></td></tr> </table></form><!-- End Find Books (CILL) Widget -->
```

## Current Functionality of iCONN Landing Pages

The HTML above generates this search widget:

**To Find Books, DVDs and more in CT Libraries, login here:**

Connecticut Library Card Number (without spaces):

Password (same one you use in your library's catalog):

If you cannot connect here, try connecting through your [home library's catalog](#).

### Searching Using the Widget

1. If a search is issued from a valid IP range the system will complete the search without prompting the user for any login information
2. If the search is issued from outside of a valid IP range the user will be placed on the iCONN login page. Once the user has authenticated the search will be completed without having to reenter the search.

**About iCONN** Add iCONN To Your Mobile Device

**To Begin Searching:**

Enter Your Connecticut Library Card Number:

Remember my card number on this computer.

To use the **Request this Item** service, login using your library card number. Note: not all libraries [offer this service](#).

CT Residents:  
Don't have a library card?

Guest Login:  
(Find Books, DVDs and More in CT Libraries)

**Trustworthy • Free • 24/7**

Browsers supported: Internet Explorer 7.0 (or higher), Firefox 8.0 (or higher), Chrome 16 (or higher), and Safari 5.1 (on windows PCs and on Mac OS 10.4 or higher) ... [More Browser Help](#)

A service of the [Connecticut State Library](#) and your local library.  
Authorized and funded by the [State of Connecticut](#) and by a grant from the [U.S. Institute of Museum and Library Services](#).

iCONN | 786 South Main Street | Middletown, CT 06457 | 888.256.1222 (in CT) | [How Can We Improve iCONN?](#) | [Privacy Policy](#) | [Site Map](#)

3. If iCONN has activated the Message of the Day (MOD) the system will pause on the MOD for the time period specified for the MOD and then continue with the search.



# Current Functionality of iCONN Landing Pages

## iCONN landing page layouts

The landing pages are audience-specific: a separate landing page exists for each audience type, as depicted below. There are 3 landing pages that are hardcoded for the school lib codes: higs, mids and elms (corresponding to high school, middle school and elementary school).

### Landing Page for Public Libraries

**More iCONN Content ...**

- [Genealogy \(HeritageQuest\)](#)
- [Newspapers](#)
- [Downloadable Audiobooks](#)
- [CT Digital Collections](#)
- [Online Magazines](#)
- [Search Individual Resources](#)
  - [Public](#)
  - [High School](#)
  - [Middle School](#)
  - [Elementary School](#)
- [Resources A-Z](#)
- [Popular Magazines](#)
- [Other Useful Sites](#)
- [Free E-Books](#)
- [Job Seeking Resources](#)
- [American Civil War Resources](#)
- [Affordable Care Act Resources](#)
- [Hispanic Heritage Month](#)

**iCONN OneSearch – Find Articles and much more**

Search Articles    [Advanced Search](#)

Limit results to full-text articles    [About OneSearch](#)    [Help](#)

**Find Books, DVDs and more in CT Libraries**

[Combined Search](#)    [Books](#)    [Movies](#)    [Audiobooks](#)    [Music](#)    [Magazines/Journals](#)

Combined Search    Title

[Advanced Search](#)    [Browse Search](#)    [View My Lists](#)    [Request Tracking](#)    [Help](#)

[How Can We Improve iCONN?](#)    [Report A Problem](#)

[About iCONN](#)    [iCONN On Every Desktop](#)    [iCONN On Mobile Devices](#)    [iCONN Report Card](#)    [Cost Benefit](#)    [iCONN Widgets](#)    [Recent / Coming Changes](#)    [Change My Library](#)    [Testimonials](#)    [Privacy Policy](#)    [Site Map](#)

Browsers supported: Internet Explorer 7.0 (or higher), Firefox 8.0 (or higher), Chrome 16 (or higher), and Safari 5.1 (on windows PCs and on Mac OS 10.4 or higher)  
 A service of the [Connecticut State Library](#) and Connecticut State Library (Main)  
 Authorized and funded by the [State of Connecticut](#) with support from the [Institute of Museum and Library Services](#)

CONNECTICUT STATE LIBRARY

# Current Functionality of iCONN Landing Pages

## Landing Page for Colleges and Universities

**More iCONN Content ...**

- [Newspapers](#)
- [CT Digital Collections](#)
- [E-Journal Finder](#)
- [Search Individual Resources](#)
- [Resources A-Z](#)
- [Other Useful Sites](#)
- [Job Seeking Resources](#)
- [Free E-Books](#)
- [Downloadable Audiobooks](#)

A public library card number is required to place holds on or to check out downloadable audiobooks.

- [American Civil War Resources](#)
- [Hispanic Heritage Month](#)

**iCONN OneSearch – Find Articles and much more**

Search Articles [Advanced Search](#)

Limit results to full-text articles [About OneSearch](#) [Help](#)

**Find Books, DVDs and more in CT Libraries**

Combined Search [Books](#) [Movies](#) [Audiobooks](#) [Music](#) [Magazines/Journals](#)

Combined Search

[Advanced Search](#) [Browse Search](#) [View My Lists](#) [Help](#)

[How Can We Improve iCONN?](#) [Report A Problem](#)

[About iCONN](#) [iCONN On Every Desktop](#) [iCONN On Mobile Devices](#) [iCONN Report Card](#) [Cost Benefit](#) [iCONN Widgets](#) [Recent / Coming Changes](#) [Change My Library](#) [Testimonials](#) [Privacy Policy](#) [Site Map](#)

Browsers supported: Internet Explorer 7.0 (or higher), Firefox 8.0 (or higher), Chrome 16 (or higher), and Safari 5.1 (on windows PCs and on Mac OS 10.4 or higher)  
 A service of the Connecticut State Library and High Schools  
 Authorized and funded by the State of Connecticut with support from the Institute of Museum and Library Services

CONNECTICUT STATE LIBRARY

## Landing Page for High Schools

**More iCONN Content ...**

- [Newspapers](#)
- [CT Digital Collections](#)
- [Online Magazines](#)
- [Search Individual Resources](#)
  - [High School](#)
  - [Middle School](#)
  - [Elementary School](#)
- [Resources A-Z](#)
- [Popular Magazines](#)
- [Other Useful Sites](#)
- [Job Seeking Resources](#)
- [Free E-Books](#)
- [Downloadable Audiobooks](#)

A public library card number is required to place holds on or to check out downloadable audiobooks.

- [American Civil War Resources](#)
- [Hispanic Heritage Month](#)

**iCONN OneSearch – Find Articles and much more**

Search Articles [Advanced Search](#)

Limit results to full-text articles [About OneSearch](#) [Help](#)

**Find Books, DVDs and more in CT Libraries**

Combined Search [Books](#) [Movies](#) [Audiobooks](#) [Music](#) [Magazines/Journals](#)

Combined Search

[Advanced Search](#) [Browse Search](#) [View My Lists](#) [Help](#)

[How Can We Improve iCONN?](#) [Report A Problem](#)

[About iCONN](#) [iCONN On Every Desktop](#) [iCONN On Mobile Devices](#) [iCONN Report Card](#) [Cost Benefit](#) [iCONN Widgets](#) [Recent / Coming Changes](#) [Change My Library](#) [Testimonials](#) [Privacy Policy](#) [Site Map](#)

Browsers supported: Internet Explorer 7.0 (or higher), Firefox 8.0 (or higher), Chrome 16 (or higher), and Safari 5.1 (on windows PCs and on Mac OS 10.4 or higher)  
 A service of the Connecticut State Library and High Schools  
 Authorized and funded by the State of Connecticut with support from the Institute of Museum and Library Services

CONNECTICUT STATE LIBRARY

## Landing Page for Middle Schools

**More iCONN Content ...**

- [Newspapers](#)
- [CT Digital Collections](#)
- [Online Magazines](#)
- [Search Individual Resources](#)
  - [Middle School](#)
  - [High School](#)
  - [Elementary School](#)
- [Resources A-Z](#)
- [Popular Magazines](#)
- [Other Useful Sites](#)
- [Job Seeking Resources](#)
- [Free E-Books](#)
- [National Hispanic Heritage Month](#)
- [Downloadable Audiobooks](#)

A public library card number is required to place holds on or to check out downloadable audiobooks.

- [American Civil War Resources](#)

**iCONN OneSearch – Find Articles and much more**

Search Articles [Advanced Search](#)

Limit results to full-text articles [About OneSearch](#) [Help](#)

**Find Books, DVDs and more in CT Libraries**

Combined Search [Books](#) [Movies](#) [Audiobooks](#) [Music](#) [Magazines/Journals](#)

Combined Search

[Advanced Search](#) [Browse Search](#) [View My Lists](#) [Help](#)

[How Can We Improve iCONN?](#) [Report A Problem](#)

[About iCONN](#) [iCONN On Every Desktop](#) [iCONN On Mobile Devices](#) [iCONN Report Card](#) [Cost Benefit](#) [iCONN Widgets](#) [Recent / Coming Changes](#) [Change My Library](#) [Testimonials](#) [Privacy Policy](#) [Site Map](#)

Browsers supported: Internet Explorer 7.0 (or higher), Firefox 8.0 (or higher), Chrome 16 (or higher), and Safari 5.1 (on windows PCs and on Mac OS 10.4 or higher)  
 A service of the Connecticut State Library and Middle Schools  
 Authorized and funded by the State of Connecticut with support from the Institute of Museum and Library Services

CONNECTICUT STATE LIBRARY

# Current Functionality of iCONN Landing Pages

## Landing Page for Elementary Schools

**More iCONN Content ...**

- Search Individual Resources
  - Elementary School
  - Middle School
  - High School
- Resources A-Z
- Popular Magazines
- Other Useful Sites
- Free E-Books
- National Hispanic Heritage Month

**iCONN OneSearch - Find Articles and much more**

Search Articles Advanced Search

Limit results to full-text articles [About OneSearch](#) [Help](#)

**Find Books, DVDs and more in CT Libraries**

Combined Search Books Movies Audiobooks Music Magazines/Journals

Combined Search Title

Advanced Search Browse Search View My Lists [Help](#)

[How Can We Improve iCONN?](#) [Report A Problem](#)

[About iCONN](#) [iCONN On Every Desktop](#) [iCONN On Mobile Devices](#) [iCONN Report Card](#) [Cost Benefit](#) [iCONN Widgets](#) [Recent / Coming Changes](#) [Change My Library](#) [Testimonials](#) [Privacy Policy](#) [Site Map](#)

Browsers supported: Internet Explorer 7.0 (or higher), Firefox 8.0 (or higher), Chrome 16 (or higher), and Safari 5.1 (on windows PCs and on Mac OS 10.4 or higher)  
A service of the [Connecticut State Library](#) and [Elementary Schools](#)  
Authorized and funded by the [State of Connecticut](#) with support from the [Institute of Museum and Library Services](#)

CONNECTICUT STATE LIBRARY

## Landing Page for Guest Users

**Find Books, DVDs and more in CT Libraries**

Combined Search Books Movies Audiobooks Music Magazines/Journals

Combined Search Title Combined Search

Advanced Search Browse Search View My Lists [Help](#)

[How Can We Improve iCONN?](#) [Report A Problem](#)

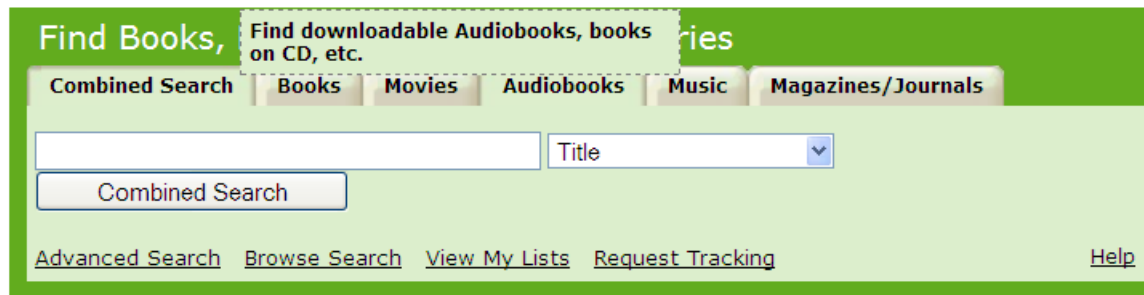
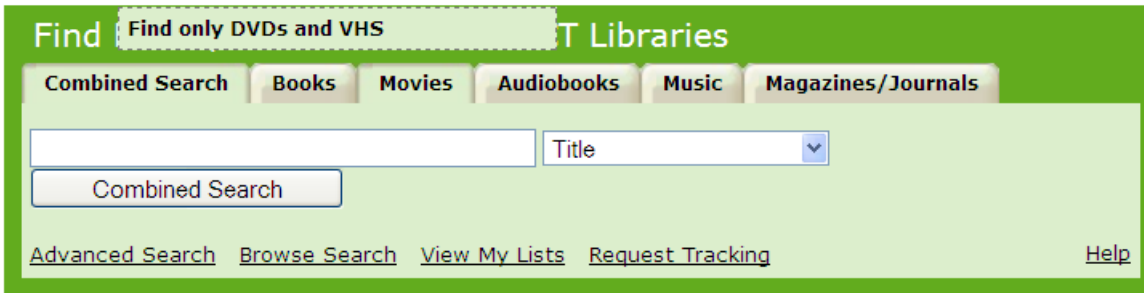
[About iCONN](#) [iCONN On Every Desktop](#) [iCONN On Mobile Devices](#) [iCONN Report Card](#) [Cost Benefit](#) [iCONN Widgets](#) [Recent / Coming Changes](#) [Change My Library](#) [Testimonials](#) [Privacy Policy](#) [Site Map](#)

Browsers supported: Internet Explorer 7.0 (or higher), Firefox 8.0 (or higher), Chrome 16 (or higher), and Safari 5.1 (on windows PCs and on Mac OS 10.4 or higher)  
A service of the [Connecticut State Library](#) and [iCONN - Connecticut's re search engine](#)  
Authorized and funded by the [State of Connecticut](#) with support from the [Institute of Museum and Library Services](#)

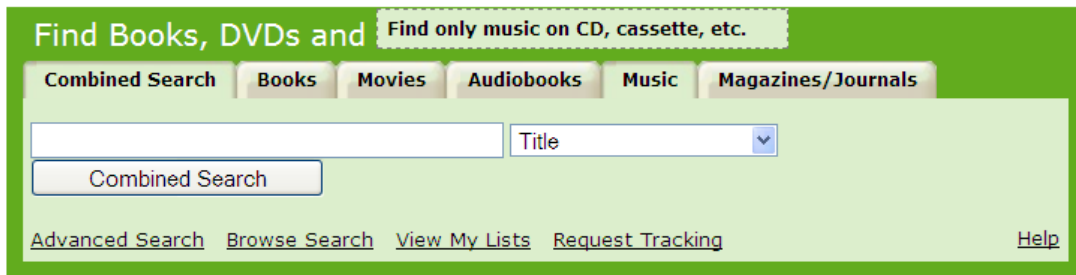
CONNECTICUT STATE LIBRARY

# Current Functionality of iCONN Landing Pages

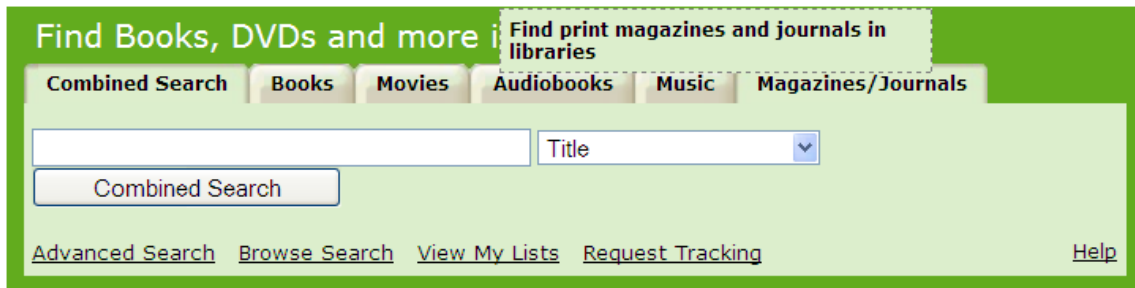
## Mouseover Text



## Current Functionality of iCONN Landing Pages



Tab Label	Mouseover Text on Tab	Dynamic Search Button Label
Combined Search	Find books, audio, video & music	Search Everything
Books	Find only books	Search Books
Movies	Find only DVDs and VHS	Search Movies
Audiobooks	Find downloadable Audiobooks, books on CD, etc.	Search Audiobooks
Music	Find only music on CD, cassette, etc.	Search Music
Magazines/Journals	Find print magazines and journals in libraries	Search Magazines/Journals



## Current Functionality of iCONN Landing Pages

### 6 Landing Pages

Library Type	Widget(s)	Access Methods	
Public	iCONN OneSearch (EBSCO), Find Books	iconn.org – IP, barcode, Global IP	Direct link – IP, barcode, Global IP
Academic	iCONN OneSearch (EBSCO), Find Books	iconn.org – IP, barcode	Direct link – IP, barcode
High School	iCONN OneSearch (EBSCO), Find Books	iconn.org – IP, barcode	Direct link – IP, barcode
Middle School	iCONN OneSearch (EBSCO), Find Books	iconn.org defaults to high school	Direct link – IP, barcode
Elementary School	iCONN OneSearch (EBSCO), Find Books	iconn.org defaults to high school	Direct link – IP, barcode
Guest (Statewide Library Catalog Only)	Find Books	iconn.org – barcode login screen	Direct link

#### Notes:

- Each of the iCONN OneSearch widgets are customized to find articles by default among all (and only) databases pre-selected by iCONN staff for that library type.
- EBSCO provides separate links on each iCONN OneSearch search results page that will return the user to the appropriate landing page or classic menu page.
- For Find Books, a hard-coded “Return to Start Page” button exists on all Keyword/Browse/Advanced Search pages that will return the user to the landing page they landed on after authentication.
- The Find Books widget is appropriate to that user’s library code or library type. In all cases the system knows the user’s library code and library type.
- Similarly, if a user selects the classic menu link from any landing page, the Statewide Library Catalog link on that classic menu directs the user to the landing page appropriate to that user’s library code or library type. In all cases the system knows the user’s library code and library type.
- **Return to Library link :**  
If you click on the Return to Library link you will be connected to the landing page using lid CPL. Please note that these links could be copied and do not enforce any validation and will connect the user as a generic patron.

Production

<http://rqst-agent-auto-graphics.com/agent/verifyuser.asp?w=vauth&DefaultLang=english&uid=patron&pwd=patron&cid=rqst&lid=cpl>

## Current Functionality of iCONN Landing Pages

Note: The lid parameter must be changed for each library in RQST, the lid is the AGenT library ID not the agency code. If you want to send users to the generic school landing pages use lid higs (High School,) mids (Middle School), and elms (Elementary School)

This is used to allow a user to get back to iCONN from the iCONN OneSearch search results screen without having to authenticate.

### 5 Classic Menu Pages

Library Type	Widget	Access Methods	
Public	N/A	Direct link – IP, barcode, Global IP	Public Landing Page
Academic	N/A	Direct link – IP, barcode	Academic Landing Page
High School	iCONN OneSearch (EBSCO)	Direct link – IP, barcode	Any School Landing Page
Middle School	iCONN OneSearch (EBSCO)	Direct link – IP, barcode	Any School Landing Page
Elementary School	iCONN OneSearch (EBSCO)	Direct link – IP, barcode	Any School Landing Page

#### Public Library Classic Menu

# Current Functionality of iCONN Landing Pages

## Colleges and Universities Classic Menu

[About iCONN](#) | [General Information](#) | [Directories](#) | [Help & Technical Support](#) | [For Librarians](#)



### Resources for Colleges & Universities

A service of the Connecticut State Library and your local library


**iCONN OneSearch – Find Articles and much more**

Limit results to full-text articles [About OneSearch](#) [Help](#)

<p><b>Magazines and Journals – All Subjects</b></p> <p><b>Academic Search Premier</b> Provides an elaborate array of titles to counterbalance academia. Comprehensive content, including PDF facilities to 1975 or further for well over one hundred journals, and searchable cited references for more than 1,050 titles.</p>	<p><b>Business and Law</b></p> <p><b>ABI/Inform Complete</b> National and international business and management information. May search each separately.</p> <ul style="list-style-type: none"> <li>• <b>ABI/Inform Dateline</b> Articles from North American business publications.</li> </ul>	<p><b>Health and Science</b></p> <p><b>CINAHL with Full Text</b> Nursing and allied health database.</p> <p><b>PsycINFO</b> Covers psychology and the psychological aspects of related disciplines.</p> <p><b>PubMed National Library of Medicine</b></p>
--	---	---

## High School Classic Menu

[About iCONN](#) | [General Information](#) | [Directories](#) | [Help & Technical Support](#) | [For Librarians](#)



### Resources for High School Libraries




A service of the Connecticut State Library and your local library

**iCONN OneSearch – Find Articles and much more**

Limit results to full-text articles [About OneSearch](#) [Help](#)

[Resources for Middle Schools](#)  
[Resources for Elementary Schools](#)

Place your mouse over icons or links below for more information about the resources.

<p><b>Magazines and Journals (All Subjects)</b></p> 	<p><b>Newspapers &amp; Images</b></p> 	<p><b>History &amp; Biography</b></p> 
---	---	--

## Middle School Classic Menu

[About iCONN](#) | [General Information](#) | [Directories](#) | [Help & Technical Support](#) | [For Librarians](#)



### Resources for Middle Schools




A service of the Connecticut State Library and your local library

**iCONN OneSearch – Find Articles and much more**

Limit results to full-text articles [About OneSearch](#) [Help](#)

[Resources for High Schools](#)  
[Resources for Elementary Schools](#)

Place your mouse over icons or links below for more information about the resources.

<p><b>Magazines and Journals (All Subjects)</b></p> 	<p><b>Newspapers &amp; Images</b></p> 	<p><b>History and Biography</b></p> 	<p><b>Health and Science</b></p> 
---	---	---	--



## Current Functionality of iCONN Landing Pages

### Elementary School Classic Menu



### Notes:

- A direct link (that invokes authentication) is assigned to each classic menu.
- The iCONN OneSearch widget is customized to find articles by default among all (and only) databases pre-selected by iCONN staff for that library/audience type.
- Links to all three school classic menus are on each school and public library landing page
- If a user selects the Statewide Library Catalog link from any classic menu page, the user will be directed to the landing page appropriate to that user's library code or library type. If a user accessed a classic menu, the library type and code is known.